







## CHANGE LANGUAGES

To change the menu and screens language from English to French or vice versa, do the following:

	Remote Buttons	Menu Options
1. Press the <b>Menu</b> button to open the <b>Main Menu</b> .		
2. Select the <b>System Setup</b> option.		
3. Select <b>Installation</b> .		
4. Select the <b>Language Setup</b> option.		
5. You will see a screen that asks you which language you want. Select English or French, then select the <b>Save</b> button on the screen. From now on, most screens will appear in the language of your choice.		