







CHANGE LANGUAGES

To change the menu and screens language from English to French or vice versa, do the following:

	Remote Buttons	Menu Options
1. Press the Menu button to open the Main Menu .	MENU 	
2. Select the System Setup option.	6 	
3. Select Installation .	1 	
4. Select the Language Setup option.	7 	
5. You will see a screen that asks you which language you want. Select English or French, then select the Save button on the screen. From now on, most screens will appear in the language of your choice.		